

Whitepaper:

Digital Twin and Its Application in Manufacturing Industry

April 2025

EnGenius
Matrix Solve to Evolve

1. Introduction to Digital Twin Technology

Definition and Concept

A digital twin is a virtual representation of a physical object, system, or process that serves as the real-time digital counterpart of a physical entity or system. In manufacturing, a digital twin creates a highly detailed digital model that mirrors a physical object, updating and changing as its physical counterpart changes.

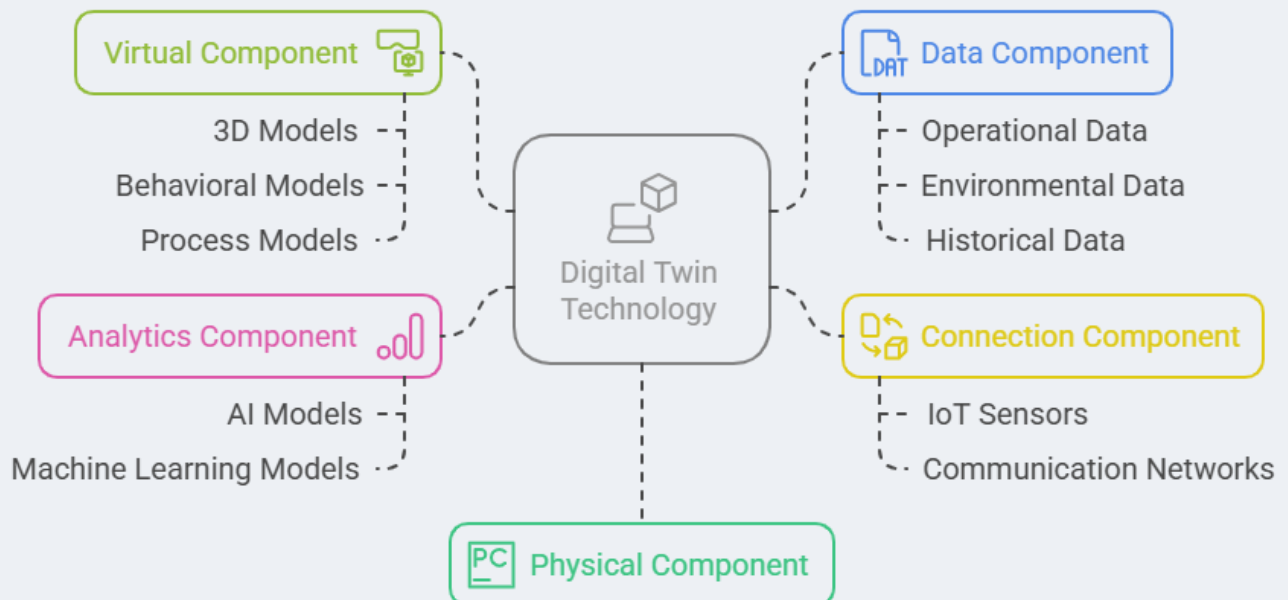
Digital twins integrate IoT, artificial intelligence, machine learning, and software analytics with spatial network graphs to create living digital simulation models that update and change as their physical counterparts change. A digital twin continuously learns and updates itself from multiple sources to represent its near real-time status, working condition, or position.



2. Historical Development

The concept of digital twins originated in the early 2000s but has gained significant traction in recent years due to technological advancements in IoT, cloud computing, AI, and Machine Learning. NASA was among the early adopters, using digital twins for space vehicle simulations. Since then, the technology has evolved and expanded into various industries, particularly manufacturing.

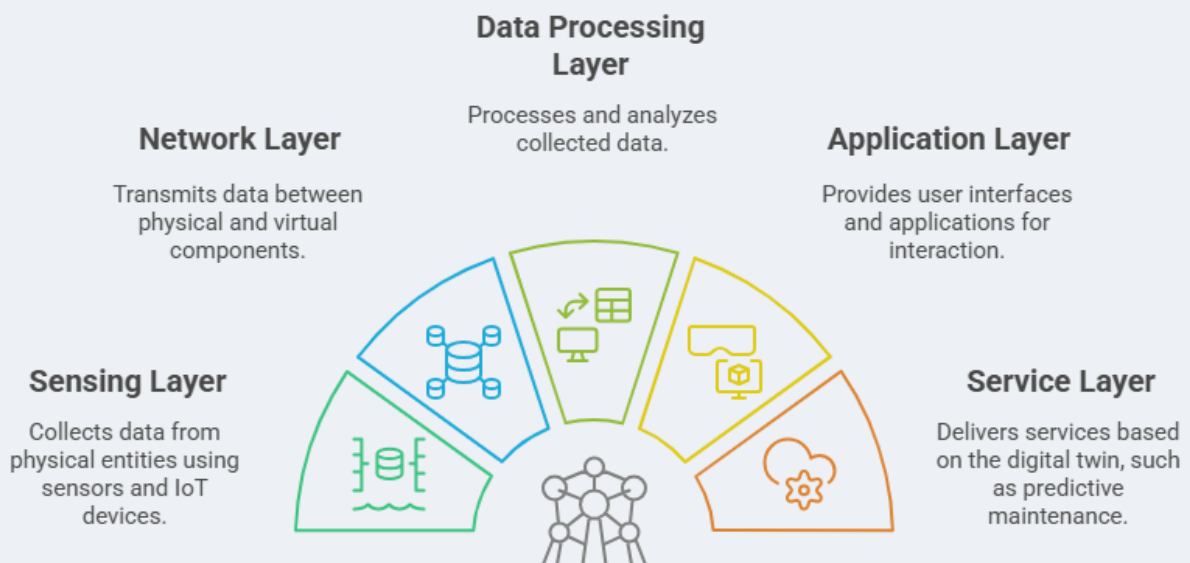
2.1 Key Components for Digital Twin Technology

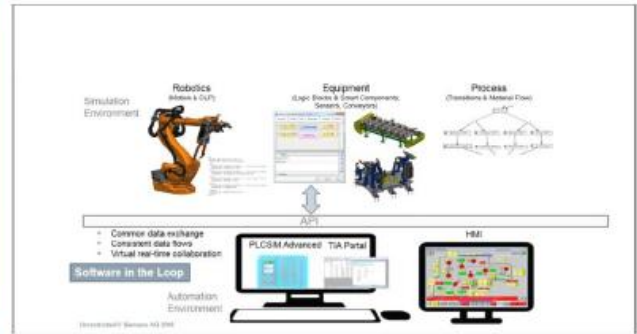
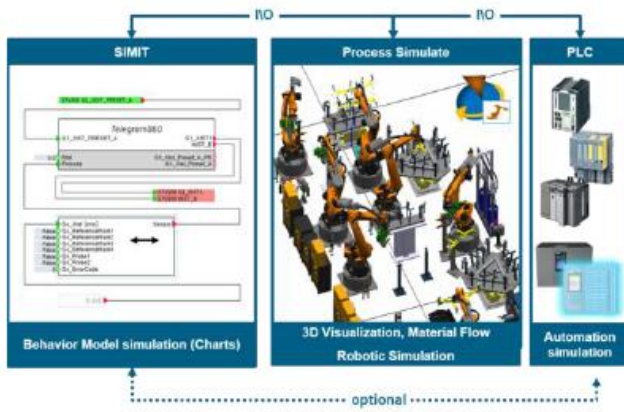


2.2 Types of Digital Twin

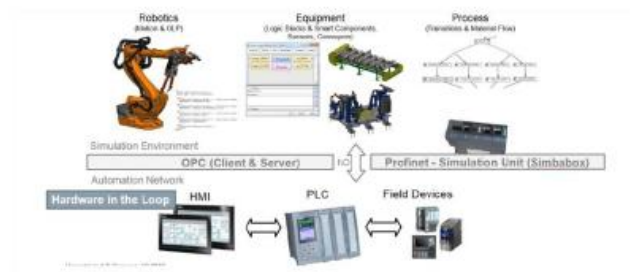


2.3 Digital Twin Architecture





Software - In -Loop



Hardware-In-Loop

2.4 Digital Twin in Industry 4.0

Digital twin technology is a cornerstone of Industry 4.0, enabling the convergence of the physical and digital worlds. It facilitates the implementation of smart factories, where machines, systems, and humans communicate and collaborate in real-time, leading to more efficient, flexible, and sustainable manufacturing processes.

Digital Twin's Role in Industry 4.0



3. Digital Twin Implementation Tools and Methods

3.1 Digital Twin in CAD and Simulation Software

Digital twin modelling can be part of both CAD (Computer-Aided Design) software and simulation software, depending on the specific functionalities and capabilities of the software in question.

3.2 CAD Software

CAD software is primarily used for creating detailed 3D models of physical objects or systems. In the context of digital twins, CAD software can be used to create the virtual representation or geometry of the physical asset. This includes modeling the geometry, structure, components, and assemblies of the physical object. CAD software typically focuses on geometric representation and design intent, allowing engineers to create accurate virtual models of products or systems.

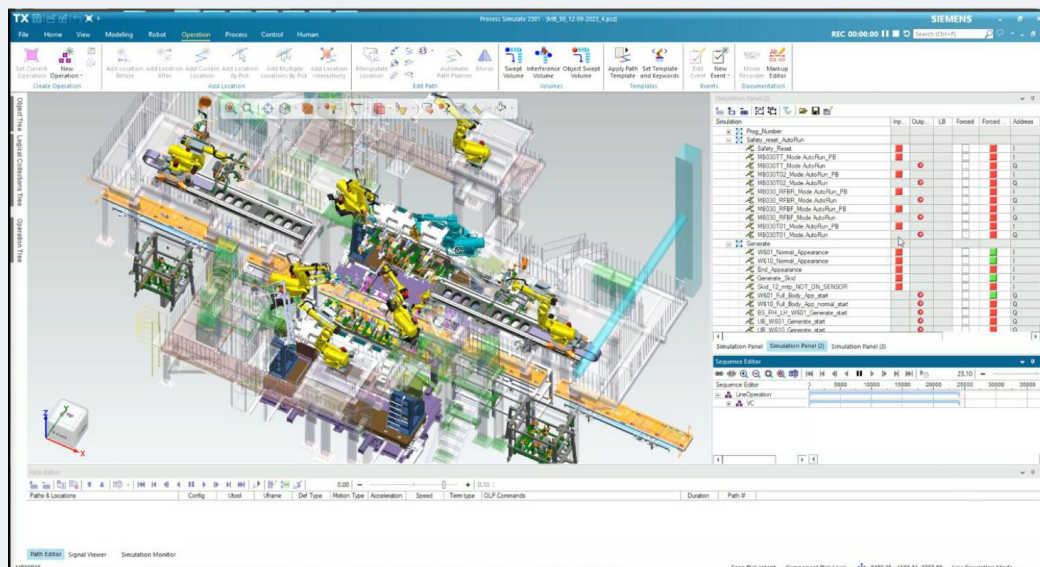
3.3 Simulation Software

Simulation software is used to simulate the behavior and performance of physical systems under various conditions. Simulation software can incorporate digital twin modeling by integrating real-time data, physics-based models, and simulation techniques to create a virtual representation of the physical asset. This includes simulating the dynamic behavior, interactions, and performance characteristics of the physical system. Simulation software focuses on analyzing and predicting the behavior of the system based on underlying physics principles.

3.4 Integration of CAD and Simulation

In practice, digital twin modeling often involves a combination of CAD software and simulation software. CAD software is used to create the geometric representation of the physical asset, while simulation software is used to simulate the behavior and performance of the digital twin. The integration between CAD and simulation software allows engineers to create comprehensive digital twins that accurately represent the physical system and its dynamic behavior.

Some software platforms offer integrated solutions that combine CAD and simulation capabilities into a single platform, allowing users to seamlessly transition from design to analysis within the same environment. These integrated solutions enable engineers to create, simulate and optimize digital twins more efficiently and effectively.



3.5 Technology Stack for Implementing Digital Twin

A typical technology stack for digital twin implementation includes:



3.6 Digital Twin Implementation Methodology

A successful digital twin implementation typically follows these key steps:



4. Key Features of Digital Twins

4.1 Real-time Data Integration

Digital twins are continuously updated with real-time data from sensors, IoT devices, and other sources, providing an accurate representation of the physical asset or system at any given time.

4.2 Simulation and Modelling

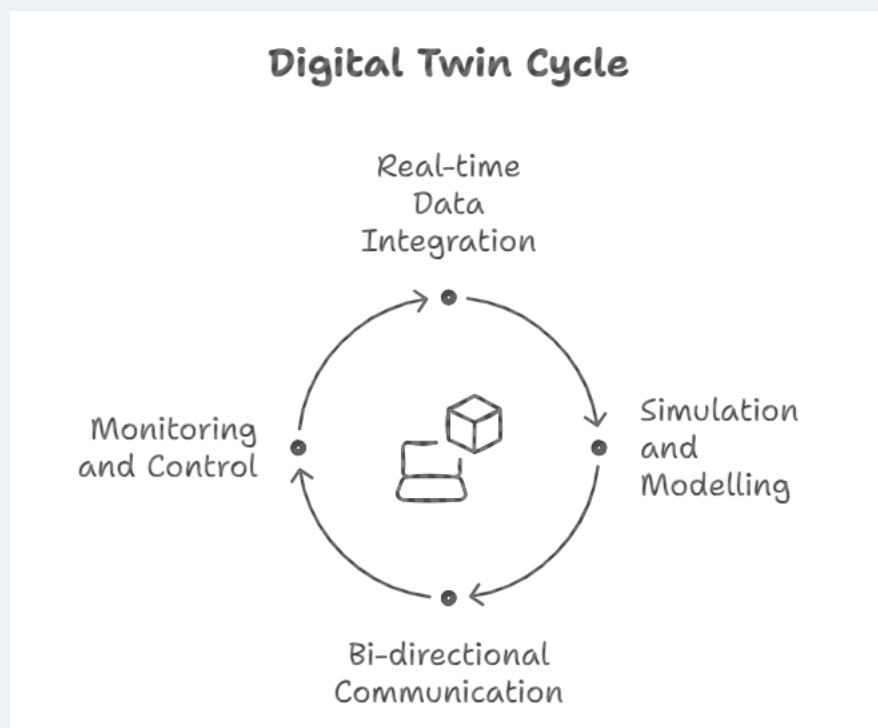
Digital twins incorporate simulation and modelling techniques to simulate the behavior and performance of the physical asset or system under different conditions. This allows for predictive analysis, optimization, and scenario planning.

4.3 Bi-directional Communication

Digital twins enable bi-directional communication between the virtual model and its physical counterpart. This means that data and insights from the digital twin can inform decisions and actions in the physical world, and vice versa.

4.4 Monitoring and Control

Digital twins allow for real-time monitoring and control of the physical asset or system from a virtual environment. This enables remote monitoring, diagnostics, and predictive maintenance to optimize performance and reduce downtime.



5. Digital Twin Implementation Solutions

5.1 Product Lifecycle Management

Digital twins can be implemented as part of product lifecycle management systems to track and manage products throughout their lifecycle, from design to disposal.

5.2 Comprehensive Automated Design

Digital twins can be used in automated design processes to simulate and optimize designs before physical prototyping.

5.3 Machine Automation Engineering

Digital twins can be implemented in machine automation systems to simulate and optimize machine operations.

5.4 Performance Engineering

Digital twins can be used to analyze and optimize the performance of physical systems.

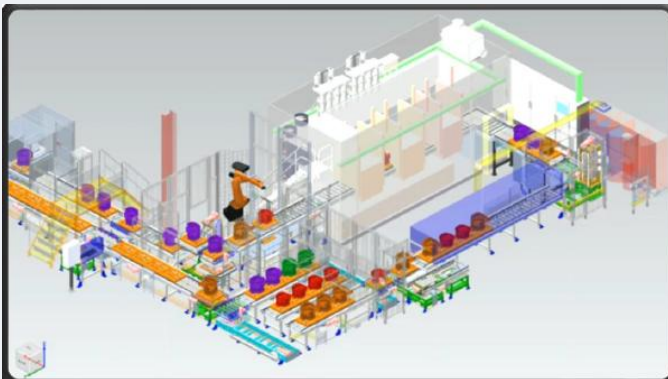
5.5 Low Code Application Development

Digital twins can be created using low-code development platforms, making it easier for non-technical users to create and use digital twins.

5.6 End to End Systems Development

Digital twins can be implemented in electrical/electronic systems development to simulate and optimize system performance.

5.7 Implementation Examples



Utilized Digital Twin to optimize machine processes. Implemented a combination of PLC and robot controllers for versatile operations.



Validated system behaviors in a real production scenario. Achieved a 90%+ accuracy readiness, minimizing the need for onsite iterations.

6. Benefits of Digital Twin Technology for Manufacturing Industry

Digital twin technology offers a myriad of benefits to the manufacturing sector. Here are the key benefits that digital twins provide to the manufacturing organizations:

6.1 Enhanced Predictive Maintenance

By analyzing real-time data, digital twins can predict equipment failures before they occur. This allows for timely maintenance and reduces unplanned downtime. By implementing Digital Twin, companies have achieved:

- Up to 30% reduction in maintenance costs
- 70-75% decrease in breakdowns
- 20-25% reduction in maintenance planning time

6.2 Improved Product Design and Quality

Digital twins enable manufacturers to test and validate new designs virtually while reducing the need for physical prototypes. This can:

- Speed up the design process by up to 50%
- Improve product quality by identifying potential issues early on
- Reduce design iterations and associated costs
- Enable virtual testing of products under various conditions without physical risk.

6.3 Optimized Production Processes

By simulating different production scenarios, digital twins can help identify the most efficient processes, which leads to:

- Increased productivity (up to 25% in some cases)
- Reduced operational costs (savings of up to 30%)
- Improved resource allocation - Enhanced production line configuration

6.4 Reduced Time to Market

With the ability to test and refine products and processes virtually, manufacturers can bring new products to market faster:

- Time-to-market reductions of up to 50% have been reported
- Faster iteration cycles without physical prototyping
- Reduced development costs
- Earlier market entry, providing competitive advantages

6.5 Sustainability and Resource Efficiency

Digital twins can optimize energy consumption and resource utilization, contributing to:

- More sustainable manufacturing practices
- Reduced environmental impact
- Lower energy costs (5-10% savings)
- Improved compliance with environmental regulations
- Optimized use of raw materials

6.6 Enhanced Decision Making

Digital twins provide comprehensive insights that improve decision-making across the organization:

- Real-time visibility into operations
- Data-driven decision support
- Scenario planning capabilities
- Risk assessment and mitigation
- Performance optimization opportunities

6.7 Improved Customer Experience

Digital twins can enhance customer experience through:

- Customization of products based on simulated customer preferences
- Virtual product demonstrations and interactions
- Improved product performance based on usage data
- Faster response to customer feedback and issues

6.8 Supply Chain Optimization

Digital twins of supply chains enable:

- End-to-end visibility
- Improved resilience to disruptions
- Optimized inventory levels
- Better demand forecasting
- Reduced transportation costs (up to 10%)
- Increased consumer promise fulfillment (up to 20%)

6.9 Remote Monitoring and Control

The virtual nature of digital twins means companies can:

- Remotely monitor and control facilities
- Reduce on-site personnel requirements
- Improve safety by minimizing human exposure to hazardous environments
- Enable global operations management from central locations

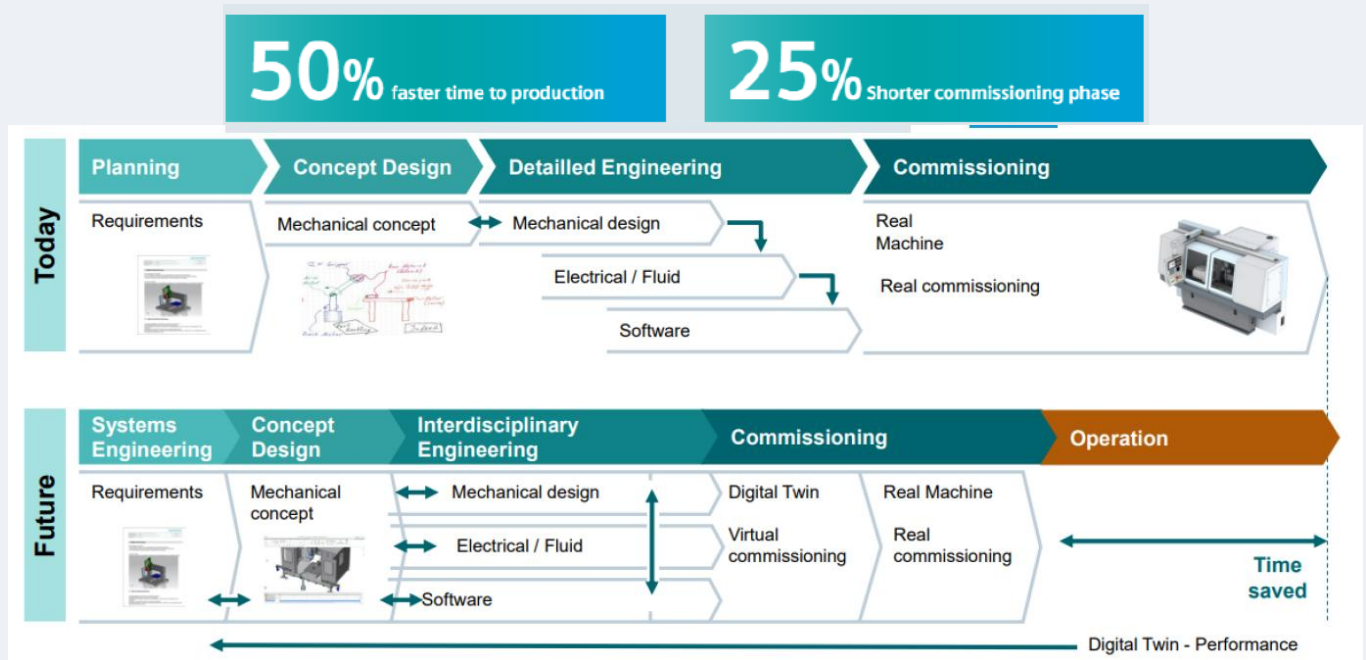
6.10 Continuous Improvement

Digital twins facilitate a cycle of continuous improvement through:

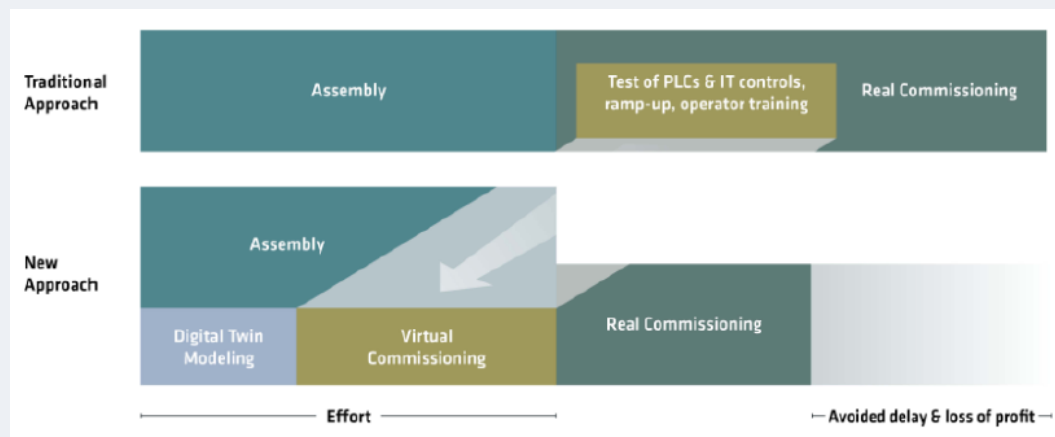
- Ongoing data collection and analysis
- Identification of performance trends
- Iterative optimization
- Knowledge capture and transfer
- Historical performance analysis

6.11 Possibilities with Digital Twin

Digital Twin offers cost-effective, time-efficient, and risk-reduced system integration and deployment, improving project success and performance.



6.12 Time savings with Virtual Commissioning



6.13 Creating Realistic Testing Environment with Digital Twin

- **Realistic Testing Environment:** Digital Twin generates a lifelike simulation of a production environment.
- **PLC Program Testing:** Used for testing and debugging PLC programs without creating the actual program.
- **Early Testing Opportunity:** Enables testing long before the physical system is constructed, reducing impact on existing production.
- **Connectivity Options:** Connects to real PLC hardware or a virtual PLC through OPC (OLE for Process Control) for testing and emulation.



Appendix 1: Step by Step Digital Twin Development Guide

Phase 1: Strategic Planning and Foundation

Step 1: Define Clear Objectives and Business Goals

Strategic Planning for Digital Twin Implementation

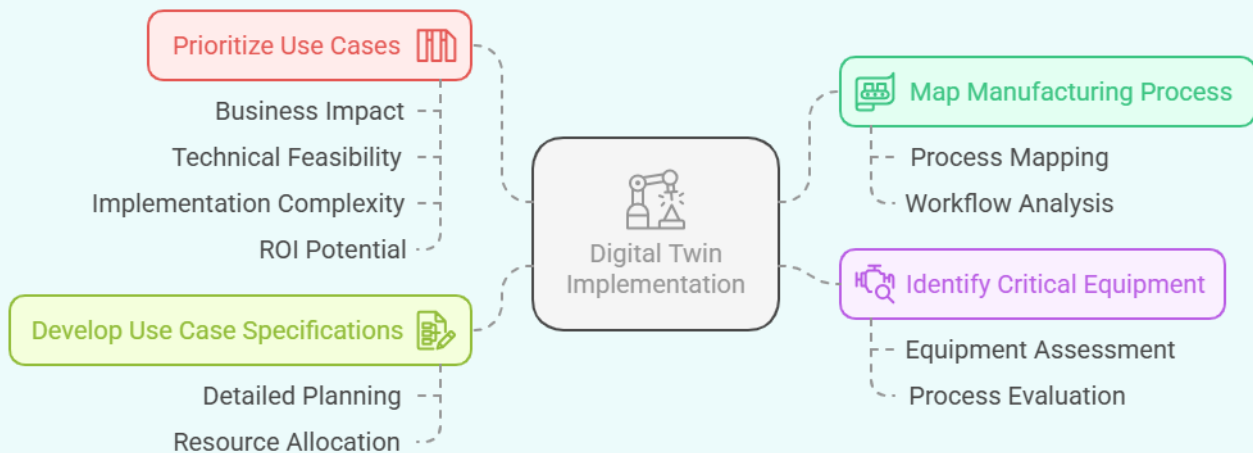


Deliverables:

- Digital Twin Vision Document
- Prioritized Objectives Matrix
- KPI Framework Document
- ROI Projection Model

Step 2: Identify and Prioritize Use Cases

Digital Twin Implementation in Manufacturing



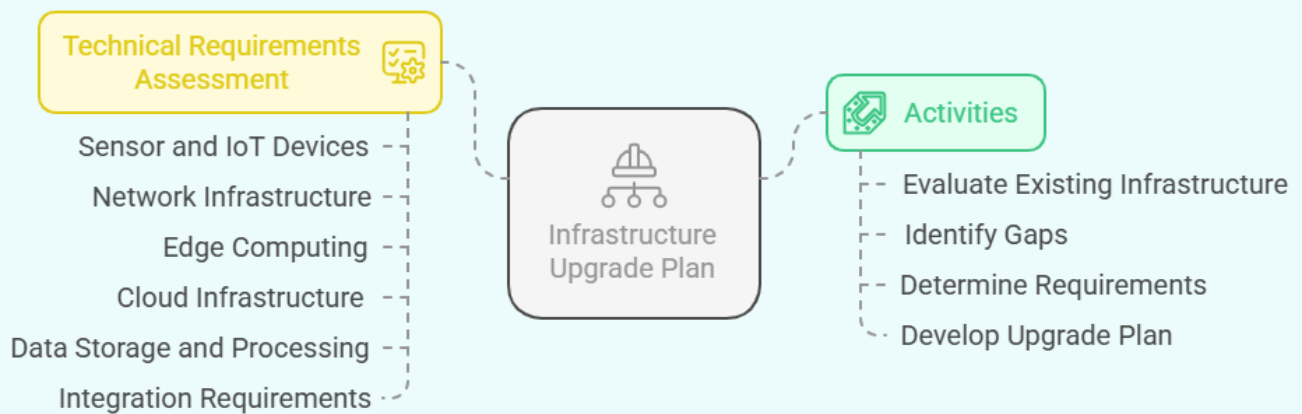
Recommended Use Cases for Manufacturing Industry:

1. **Production Line Optimization:** Create digital twins of the entire production line to optimize scheduling, reduce cycle times, and increase throughput
2. **Equipment Health Monitoring:** Implement predictive maintenance for critical equipment to reduce downtime
3. **Quality Control Enhancement:** Monitor and optimize product quality parameters in real-time
4. **Energy Consumption Optimization:** Track and optimize energy usage across the facility
5. **Supply Chain Integration:** Connect the digital twin to supply chain systems for end-to-end visibility
6. **Environmental Impact Monitoring:** Track and optimize environmental parameters in line with Sustainability standards

Deliverables:

- Use Case Prioritization Matrix
- Detailed Use Case Specifications
- Implementation Roadmap

Step 3: Assess Technical Readiness and Infrastructure Requirements



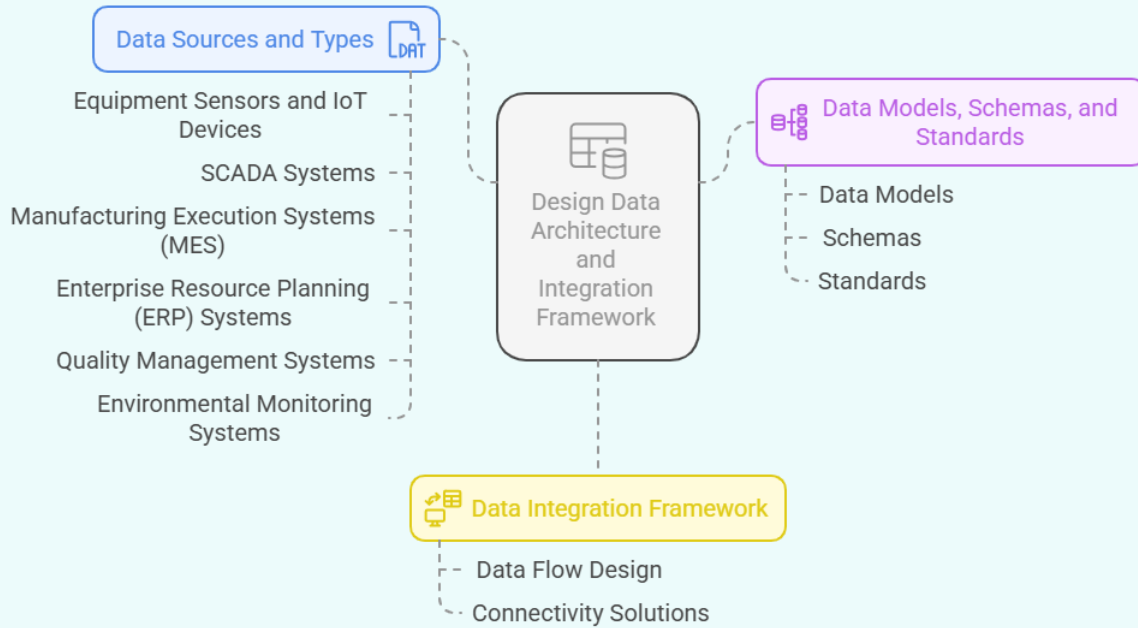
Deliverables:

- Technical Readiness Assessment Report
- Infrastructure Gap Analysis
- Hardware and Software Requirements Specification
- Infrastructure Upgrade Plan

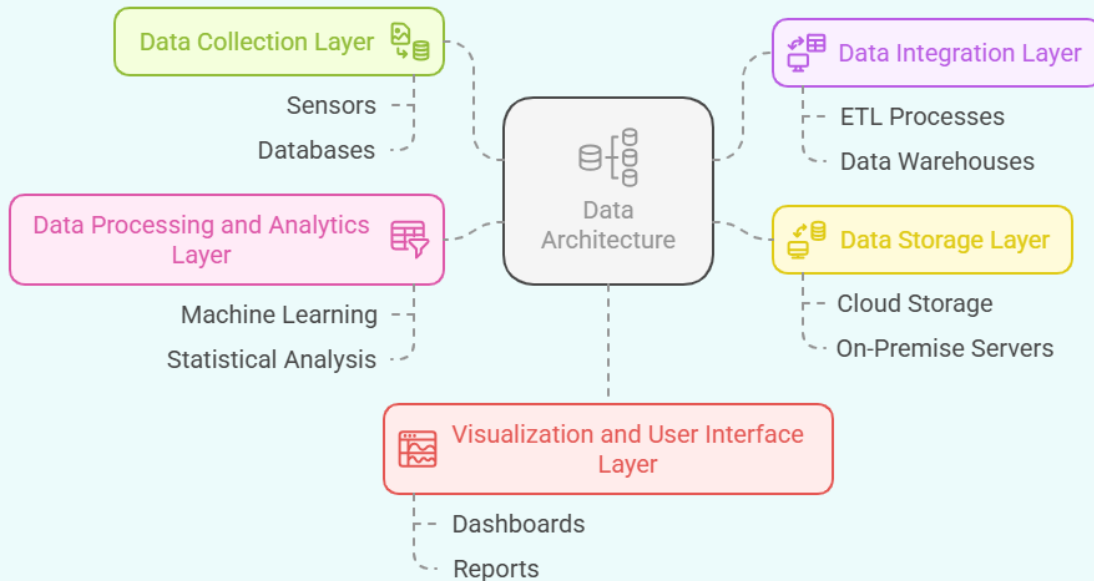
Appendix 1: Step by Step Digital Twin Development Guide

Phase 2: Data Strategy and Architecture

Step 4: Design Data Architecture and Integration Framework



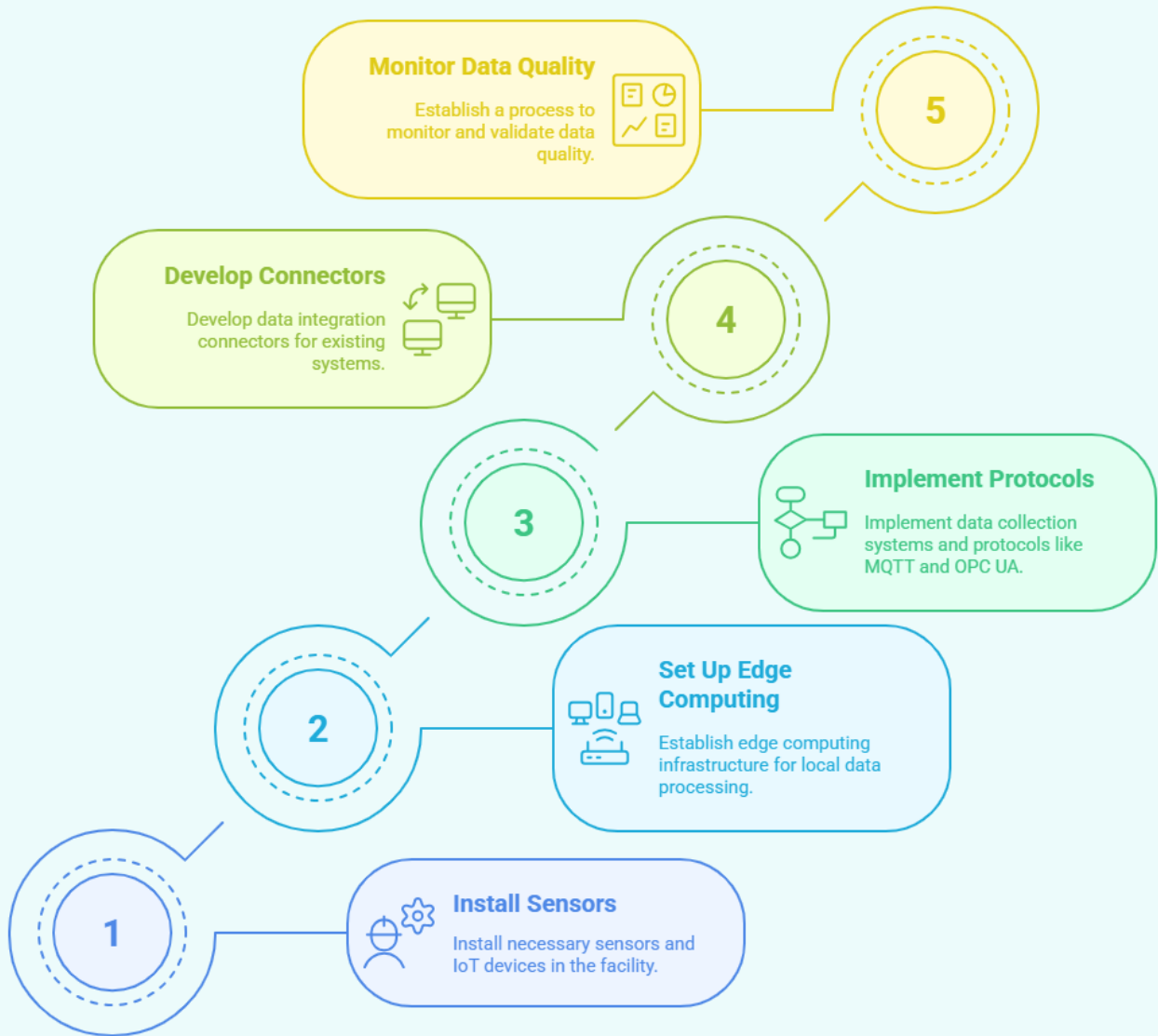
Data Architecture Components and Their Functions



Deliverables:

- Data Architecture Blueprint
- Data Source Mapping Document
- Data Model Specifications
- Integration Framework Design

Step 5: Implement Data Collection and Integration Systems



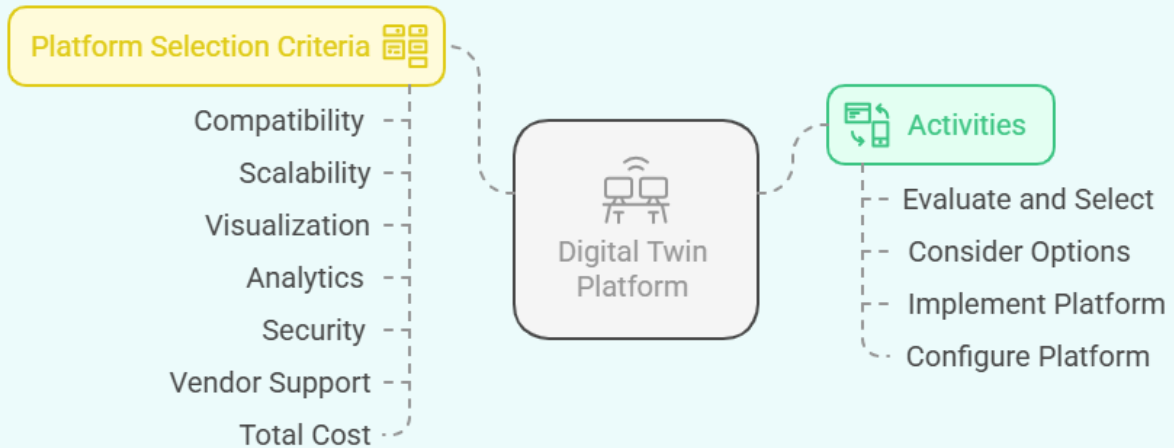
Deliverables:

- Sensor and IoT Device Deployment Plan
- Edge Computing Infrastructure Setup
- Data Collection System Implementation
- Integration Connectors Development
- Data Quality Monitoring Framework

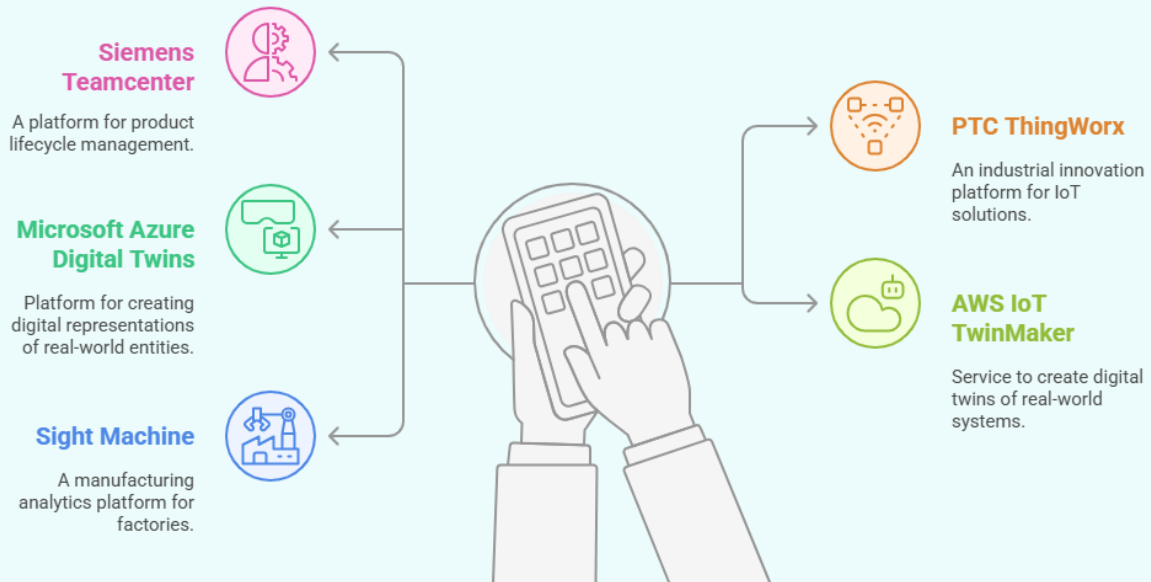
Appendix 1: Step by Step Digital Twin Development Guide

Phase 3: Digital Twin Development

Step 6: Select and Implement the Digital Twin Platform



Recommended Platforms

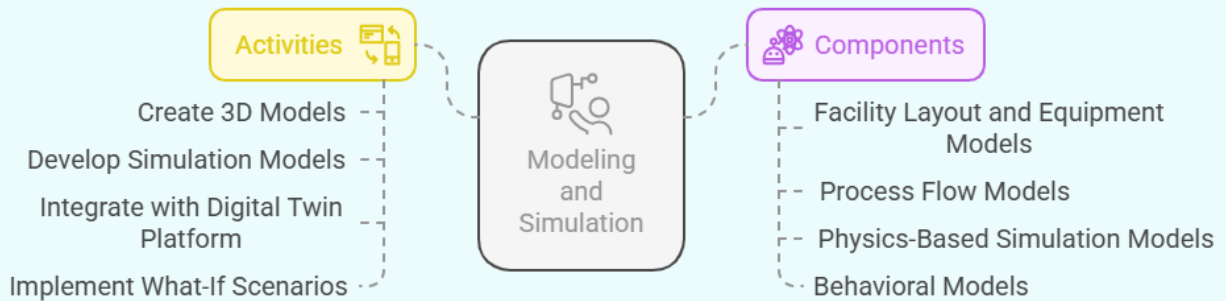


Deliverables:

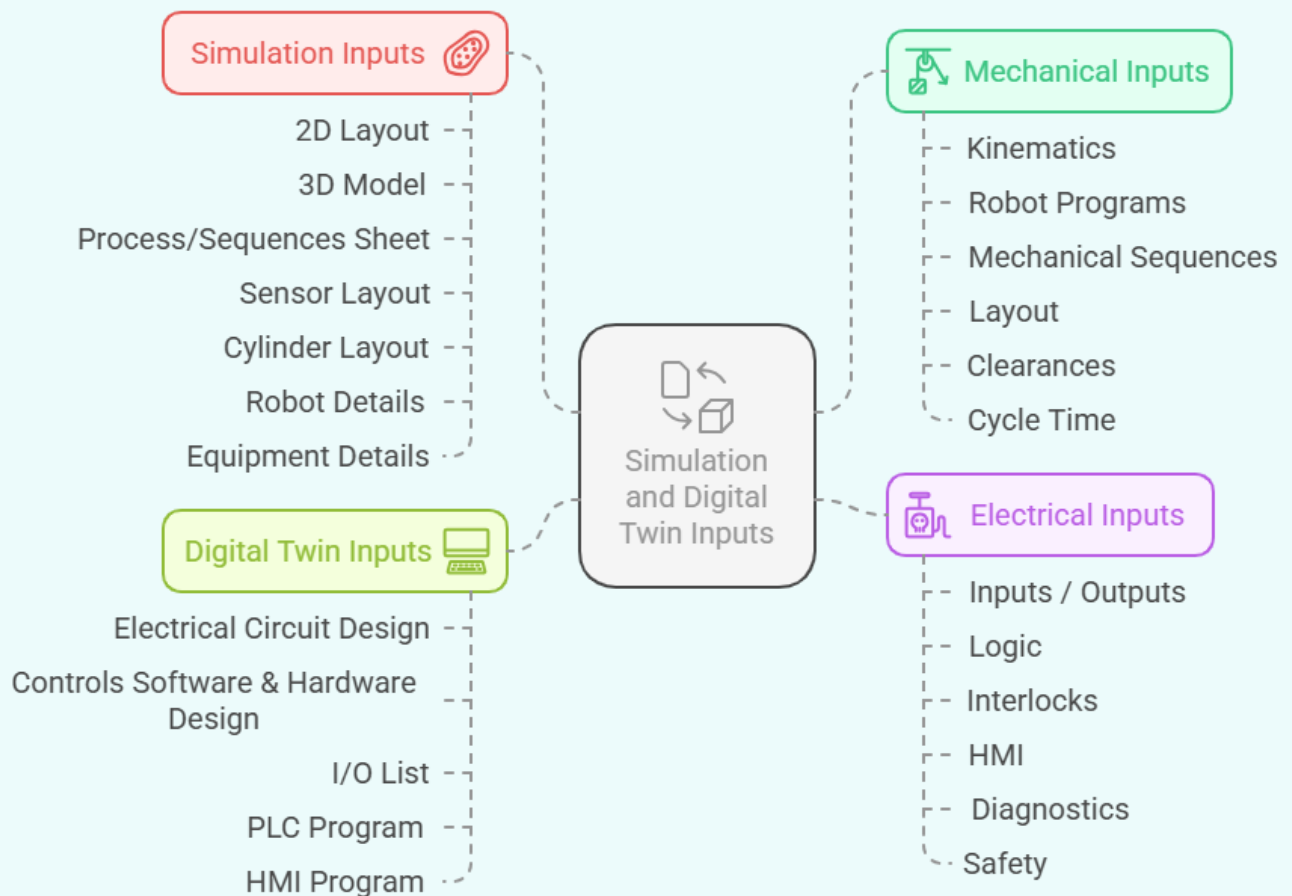
- Platform Evaluation Report
- Platform Selection Recommendation
- Platform Implementation Plan
- Platform Configuration Documentation

Step 7: Develop 3D Models and Simulations

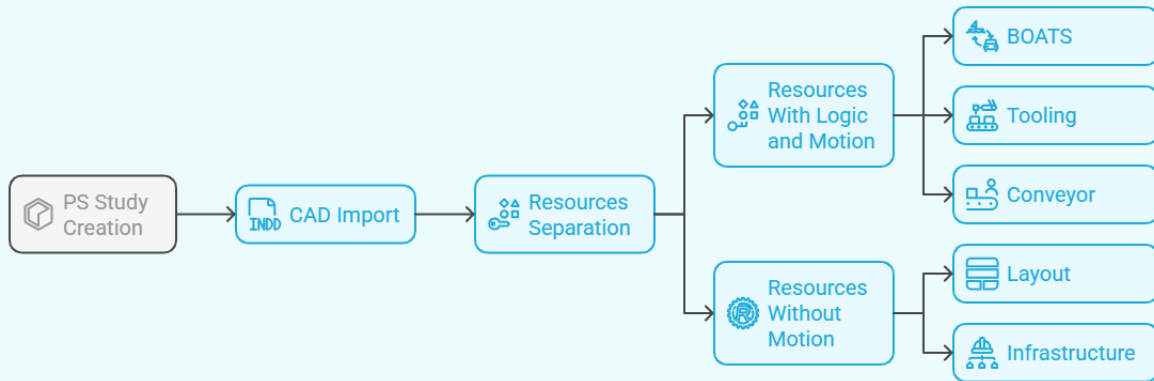
Modeling and Simulation in Digital Twin Development



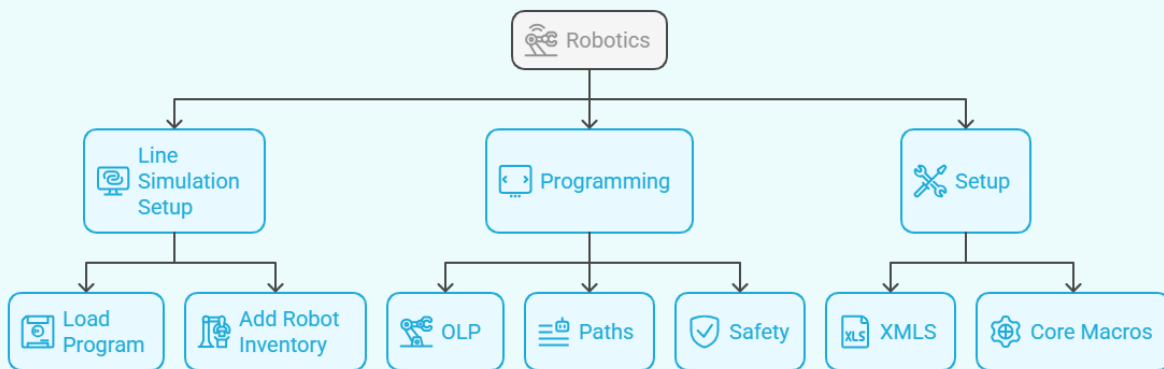
Simulation and Digital Twin Inputs



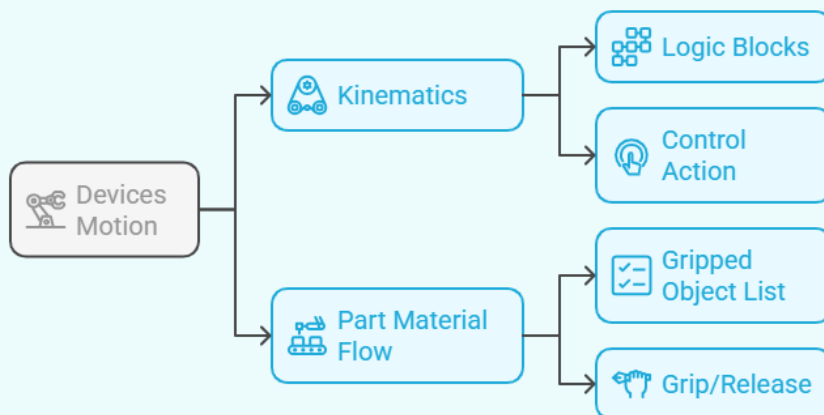
Environment Creation Process



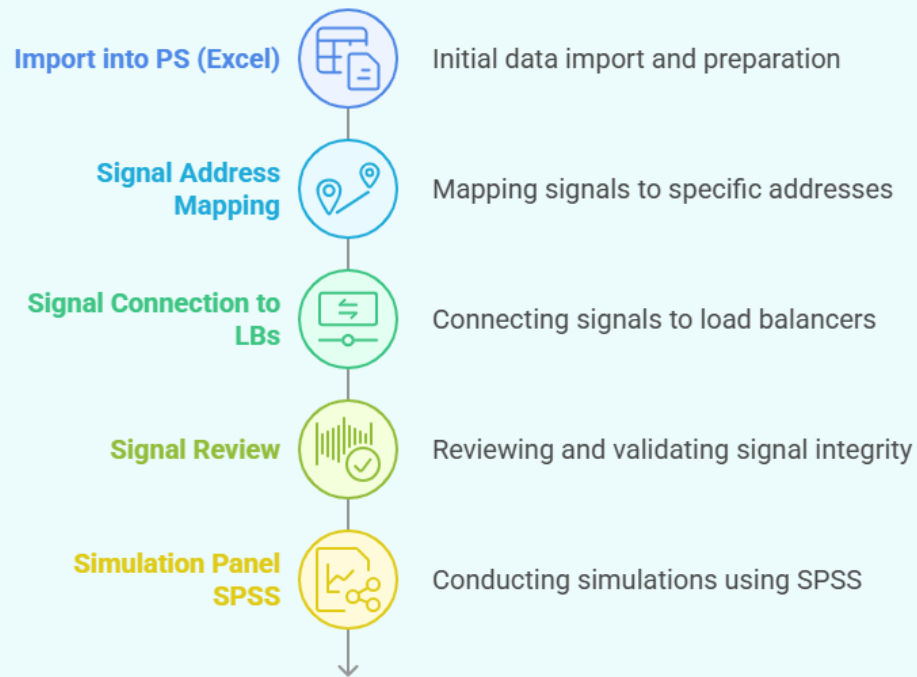
Robotics Process Flowchart



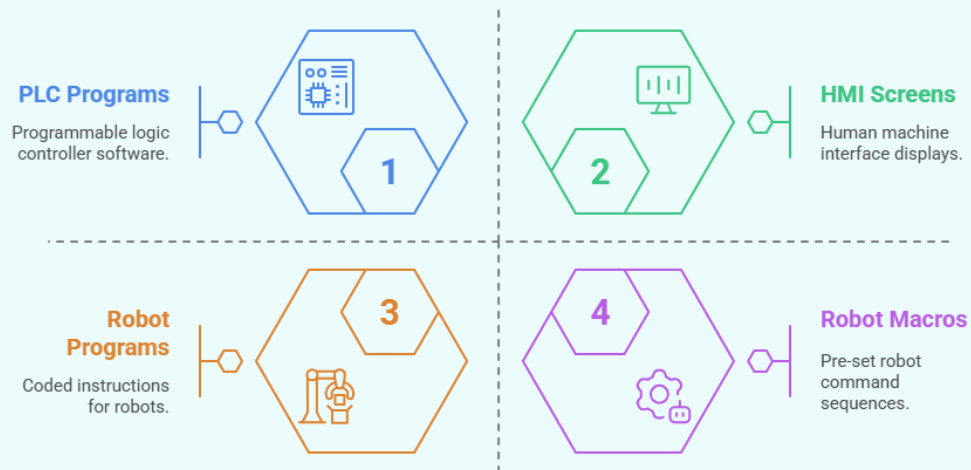
Devices Motion, Logics and Part Flow



Signal Processing Workflow from Import to Simulation



Automation Components

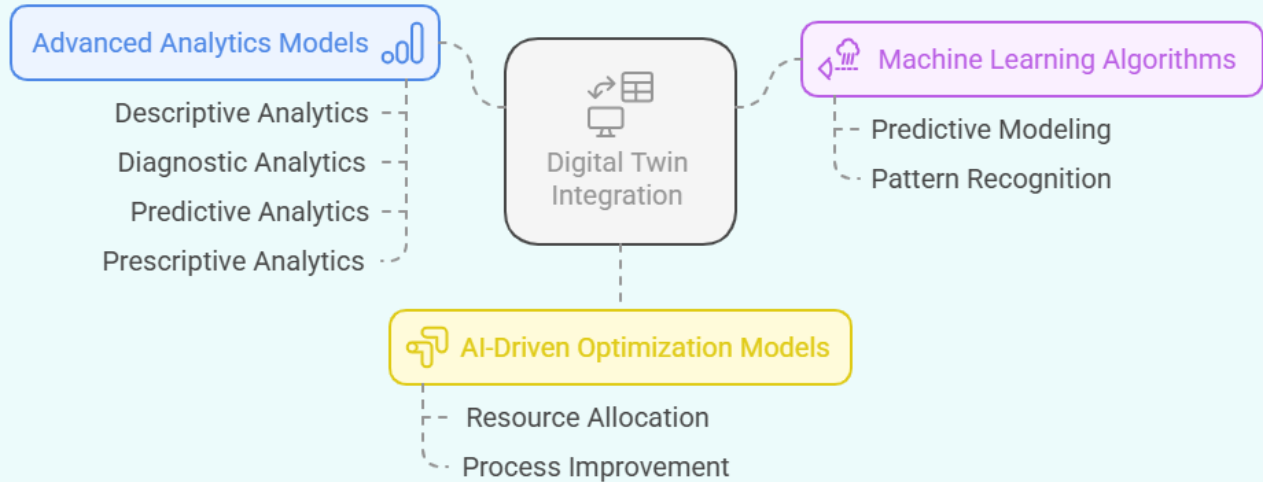


Deliverables:

- 3D Model Library
- Simulation Model Documentation
- Model Integration Report
- Simulation Capability Demonstration

Step 8: Implement Analytics and AI Capabilities

Integrating Analytics and AI with Digital Twin



Recommended AI Applications for Manufacturing Facilities:

- Predictive maintenance models for critical equipment
- Quality prediction and optimization algorithms
- Production scheduling optimization
- Energy consumption optimization
- Environmental impact prediction and mitigation

Deliverables:

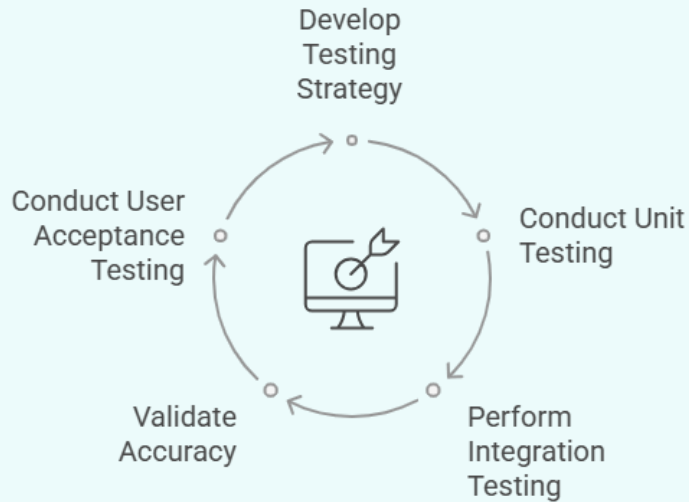
- Analytics Model Documentation
- Machine Learning Algorithm Specifications
- AI Model Implementation Report
- Analytics and AI Integration Documentation

Appendix 1: Step by Step Digital Twin Development Guide

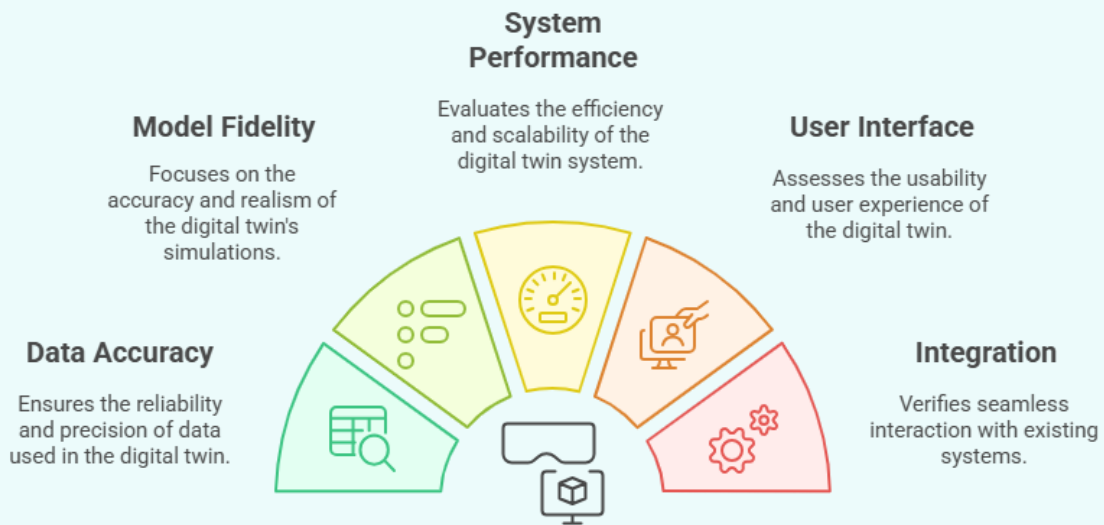
Phase 4: Testing and Validation

Step 9: Test and Validate the Digital Twin

Digital Twin Testing and Validation Cycle



Digital Twin Testing Strategy

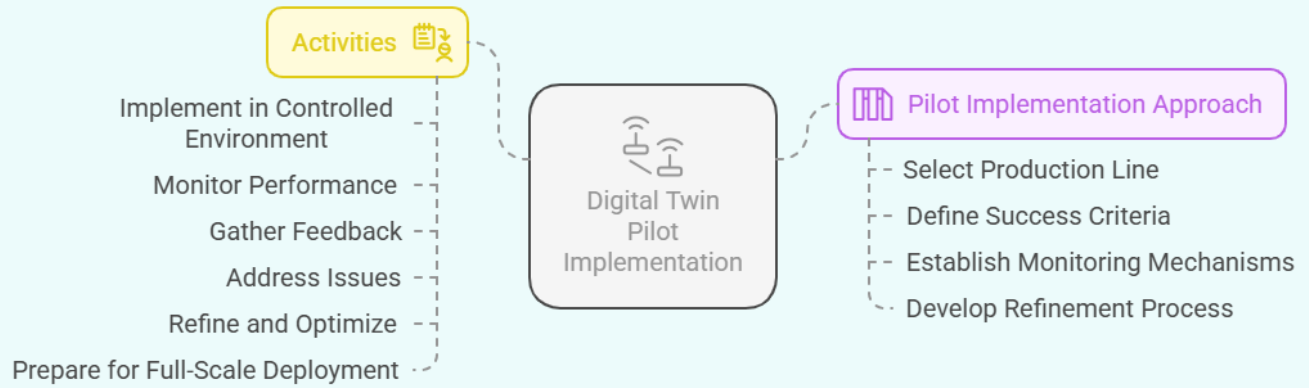


Deliverables:

- Testing Strategy Document
- Test Case Specifications
- Test Execution Reports
- Validation Results Report
- User Acceptance Testing Documentation

Step 10: Pilot Implementation and Refinement

Digital Twin Pilot Implementation Process



Deliverables:

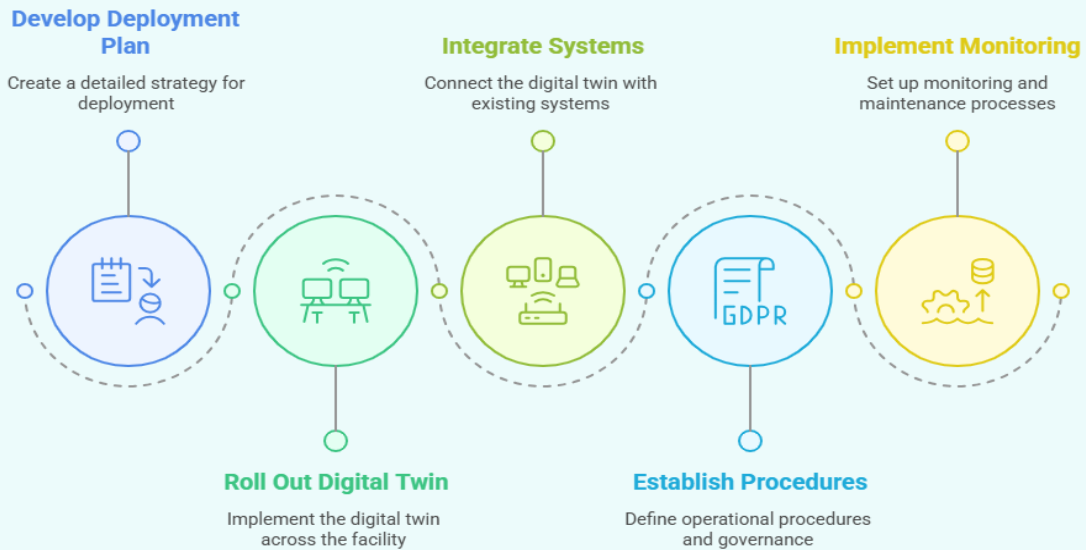
- Pilot Implementation Plan
- Pilot Monitoring Report
- Issue and Limitation Documentation
- Refinement Recommendations
- Full-Scale Deployment Readiness Assessment

Appendix 1: Step by Step Digital Twin Development Guide

Phase 5: Deployment and Operationalization

Step 11: Deploy the Digital Twin Across the Facility

Digital Twin Deployment Process

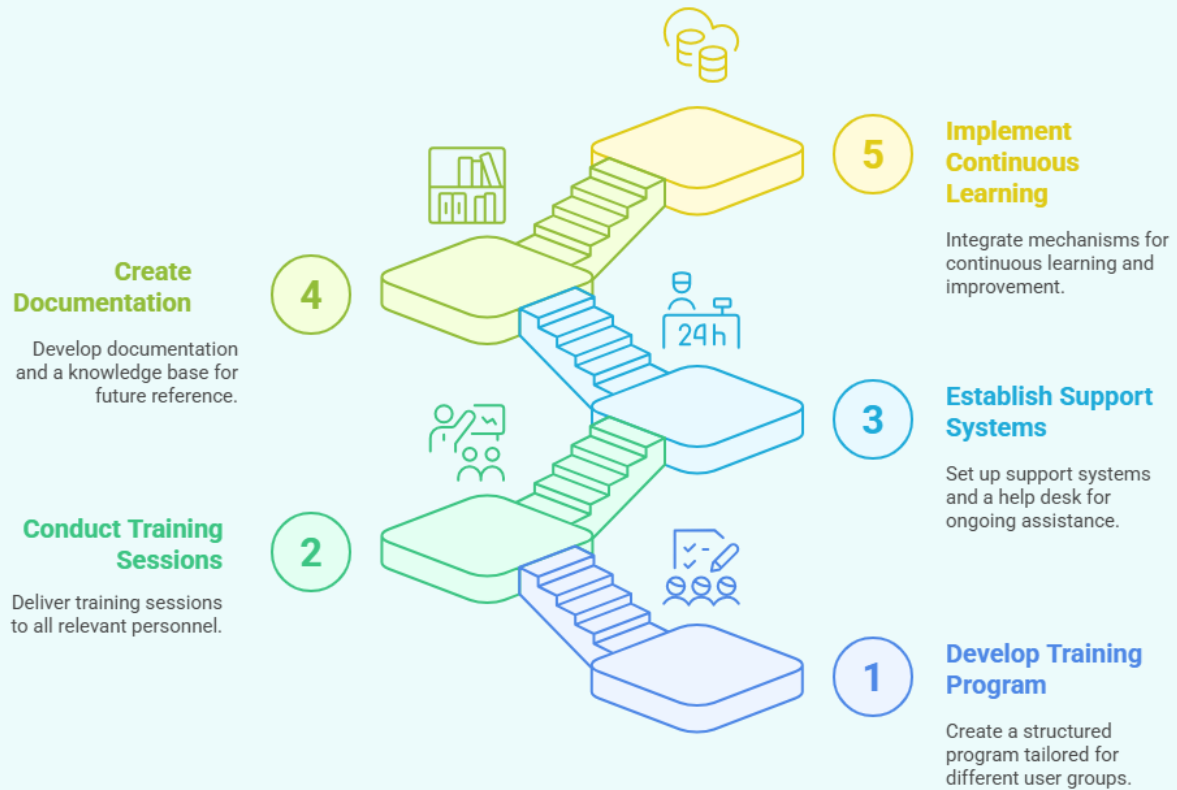


Deliverables:

- Deployment Plan
- System Integration Documentation
- Operational Procedures Manual
- Governance Framework Document
- Monitoring and Maintenance Plan

Step 12: Train Personnel and Establish Support Systems

Building a Comprehensive Training Program



Training Program Components:

- Executive leadership training
- Technical team training
- Operator training
- Maintenance team training
- Analytics team training

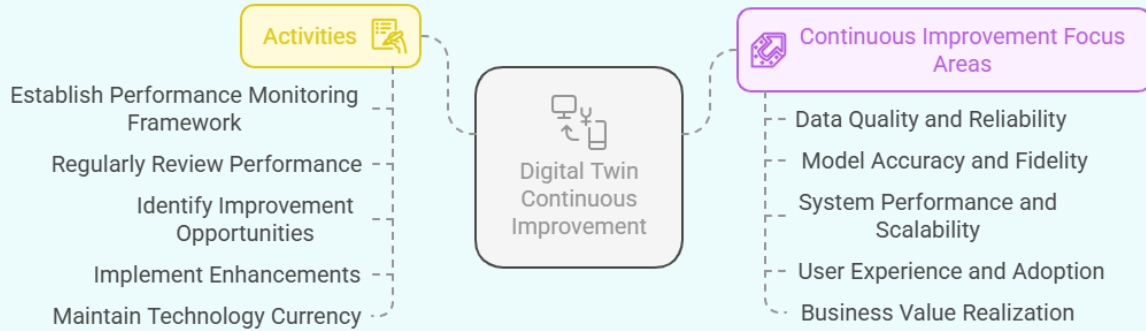
Deliverables:

- Training Program Documentation
- Training Materials
- Support System Setup
- User Documentation and Knowledge Base
- Continuous Learning Framework

Appendix 1: Step by Step Digital Twin Development Guide

Phase 6: Continuous Improvement and Expansion

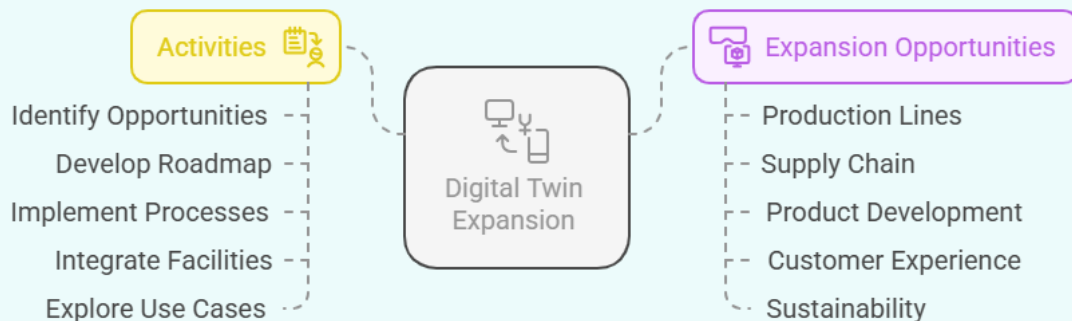
Step 13: Monitor Performance and Implement Continuous Improvement



Deliverables:

- Performance Monitoring Framework
- Regular Performance Reports
- Improvement Opportunity Register
- Enhancement Implementation Plan
- Technology Currency Assessment

Step 14: Scale and Expand the Digital Twin Implementation

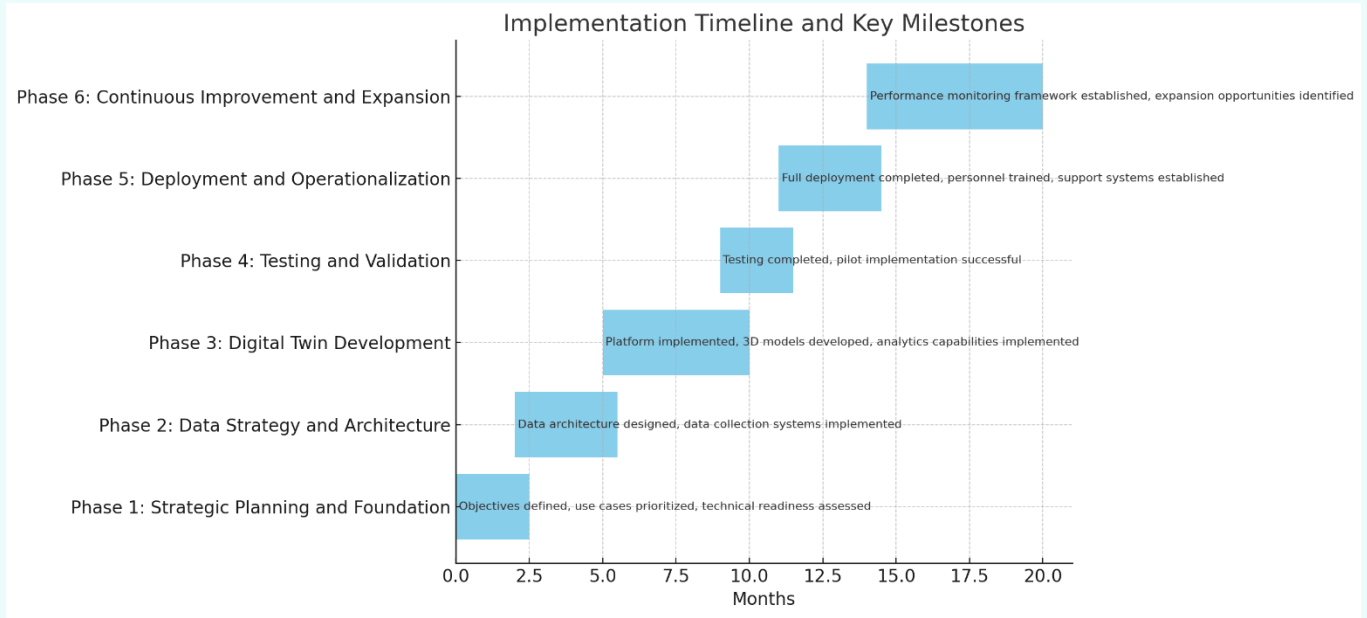


Deliverables:

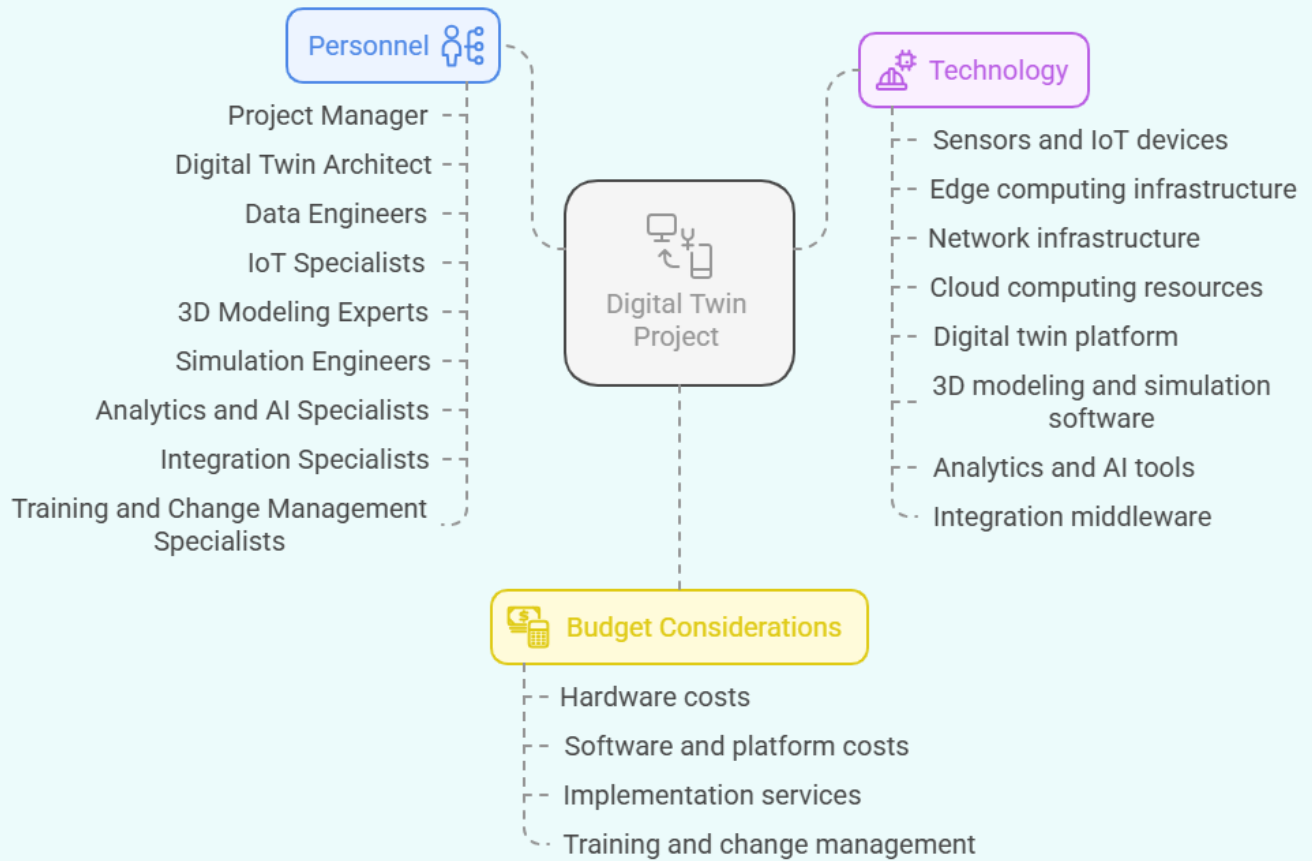
- Expansion Opportunity Assessment
- Digital Twin Expansion Roadmap
- Implementation Plan for New Areas
- Integration Plan with Other Facilities
- New Use Case Specifications

Appendix 2: Implementation Timeline and Resource Requirements

Timeline Overview





Resource Requirements



Appendix 3: Risk Management and Mitigation Strategies

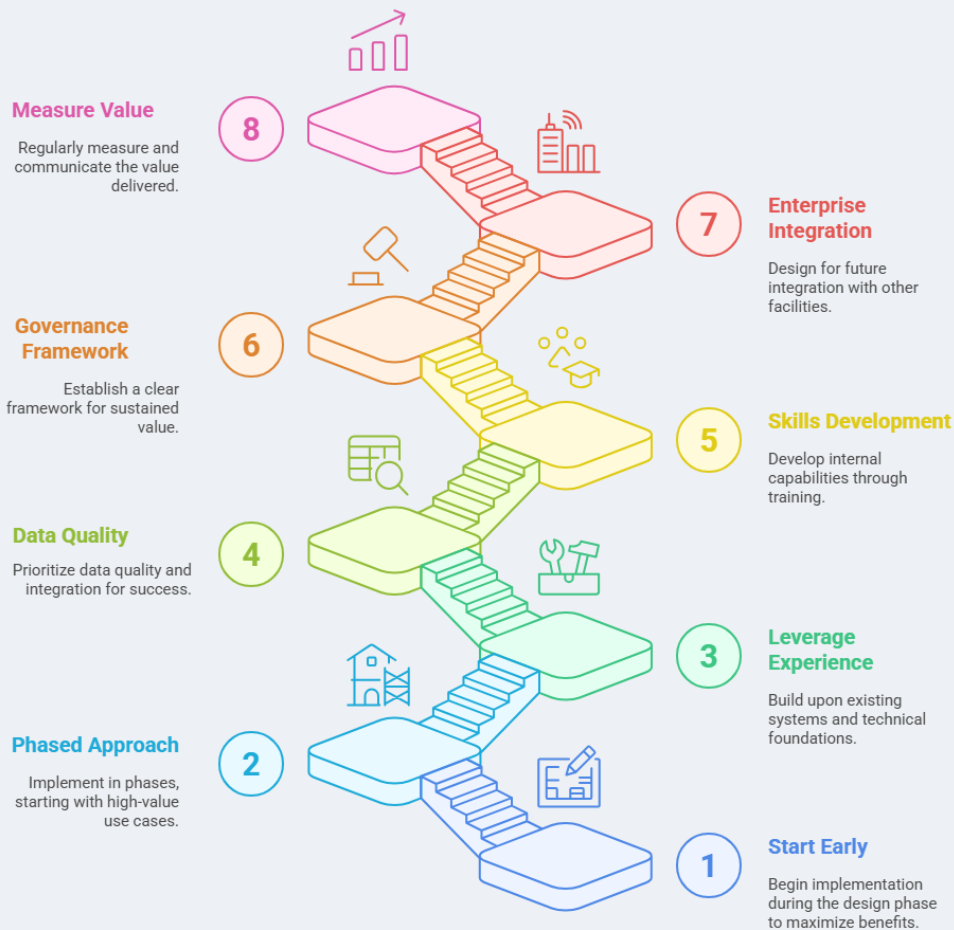
Digital Twin Risks and Mitigations

Risk	Data Quality	Technology Integration	User Adoption	Performance & Scalability	Security & Privacy
 Risk Description	Poor data quality	Integration challenges	Low user adoption	Performance issues	Ecosystem vulnerabilities
 Mitigation Strategy	Data quality management	Integration assessment	User involvement	Scalability design	Security framework

7. Conclusion and Recommendations

The implementation of digital twin technology in a manufacturing facility represents a significant opportunity to create a state-of-the-art, Industry 4.0-enabled manufacturing plant. By following the step-by-step guide outlined in this document, organizations can develop a comprehensive digital twin solution that delivers substantial business value.

Implementing Digital Twin Technology



For solutioning, consultation, design engagements or implementation, connect with us at – www.engeniumatrix.com

Your Vision, Engineered to Perfection

- EnGenius Matrix Pvt. Ltd.

www.engeniusmatrix.com